

# MACDOWELL PREPARATORY ★ ACADEMY

REVISED 2021-22 TEMPLATE

School Annual Education Report (AER) Cover Letter

February 14, 2022

Dear MPA Parents and Community Members:

We are pleased to present you with the Annual Education Report (AER) which provides key information on the 2020-21 educational progress for MacDowell Preparatory Academy (MPA). The AER addresses the complex reporting information required by federal and state laws. The school's report contains information about student assessment, accountability, and teacher quality. If you have any questions about the AER, please contact Brandy Croce (BCroce@macdowellprep.com) or Natasha Thomas (NThomas@macdowellprep.com) for assistance.

The AER is available for you to review electronically by visiting the following web site <https://bit.ly/3slHob1> or you may review a copy in the main office at MacDowell Preparatory Academy.

For the 2020-21 school year, schools were identified using definitions and labels as required in the Every Student Succeeds Act (ESSA). A Targeted Support and Improvement (TSI) school is one that has at least one underperforming student subgroup. An Additional Targeted Support (ATS) school is one that has a student subgroup performing at the same level as the lowest 5% of all schools in the state. A Comprehensive Support and Improvement (CSI) school is one whose performance is in the lowest 5% of all schools in the state or has a graduation rate at or below 67%. Some schools are not identified with any of these labels. In these cases, no label is given.

Our school has not been given one of these labels, however, MacDowell Preparatory Academy is still amongst the second cohort of Partnership Agreement Schools with the state of Michigan.

**MacDowell Preparatory Academy is fully accredited by the Michigan Department of Education (MDE).** While accreditation is a set of rigorous protocols and research-based processes for evaluating an institution's organizational effectiveness, it is far more than that. Today, accreditation examines the whole institution—the programs, the cultural context, the community of stakeholders—to determine how well the parts work together to meet the needs of students.

Our entire school team continues to focus its efforts on ensuring all students are achieving at their maximum potential and meeting state achievement targets in core subject areas including reading, writing, mathematics, science and social studies. We appreciate the continued support of parents, staff and our community in this effort.

State law requires that we also report additional information. Each of the items reported below pertain to the two most recent school years (2019-2020 and 2020-21).

### **1. PROCESS FOR ASSIGNING PUPILS TO THE SCHOOL**

MacDowell Preparatory Academy is an open enrollment public school academy. As such, it does not assign any students that come to the school. The school accepts all students that enroll each year, based on the following criteria and process:

- The student was enrolled in the previous year.
- The student has a sibling at the school and is given priority.
- There are no serious behavior issues in the student's file.
- There is an available opening in the school at the student's grade level. If not, the student is placed on a waiting list and allowed to enroll if and when the space opens up.

When enrollment exceeds capacity, a random lottery process is used.

### **2. THE STATUS OF THE 3-5 YEAR SCHOOL IMPROVEMENT PLAN**

For the past two most recent years, MacDowell Preparatory Academy has implemented an approved School Improvement Plan, which continues to be updated each year based on data analysis of results.

### **3. A BRIEF DESCRIPTION OF EACH SPECIALIZED SCHOOL**

MacDowell Preparatory Academy is a single-site school and district and therefore, has no specialized schools.

### **4. IDENTIFY HOW TO ACCESS A COPY OF THE CORE CURRICULUM, A DESCRIPTION OF ITS IMPLEMENTATION, AND AN EXPLANATION OF THE VARIANCES FROM THE STATE'S MODEL**

You may access a copy of the Academy's core curriculum at the Main School office. The curriculum is implemented according the requirements of the Michigan Curriculum Grade Level Contents and Expectations that can be found at the following website: [www.michigan.gov/mde](http://www.michigan.gov/mde). There are no variances from the State's model.

Aggregate by School by Grade

Term Tested: Spring 2020-2021  
 District: MacDowell  
 Grouping: None  
 Weeks of Instruction: 32 (Spring 2021)

## 5. READING AND MATH ACHIEVEMENT TARGETS

The charts on the following pages show achievement targets reached by the spring testing session, in Reading and Math, for each of the past two years.


### Math: Math K-12

#### MacDowell Preparatory Academy

Projected to: ACT College Readiness taken in spring.

View Linking Study: <https://www.nwea.org/resources/map-college-readiness-benchmarks/>

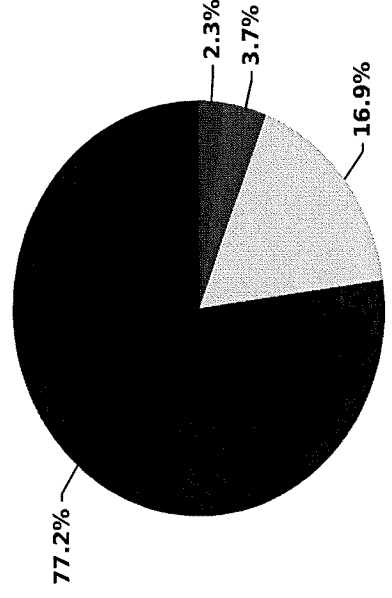
Grade	Student Count	Not On Track		On Track 22		On Track 24	
		Count	Percent	Count	Percent	Count	Percent
5	33	33	100.0%	0	0.0%	0	0.0%
6	28	28	100.0%	0	0.0%	0	0.0%
7	41	38	92.7%	1	2.4%	2	4.9%
8	51	49	96.1%	2	3.9%	0	0.0%
<b>Total</b>	<b>153</b>	<b>148</b>	<b>96.7%</b>	<b>3</b>	<b>2.0%</b>	<b>2</b>	<b>1.3%</b>



Projected to: Michigan Student Test of Educational Progress taken in spring. View

Linking Study: <https://www.nwea.org/resources/michigan-linking-study/>

Grade	Student Count	Not Proficient		Partially Proficient		Proficient		Advanced	
		Count	Percent	Count	Percent	Count	Percent	Count	Percent
2	37	29	78.4%	6	16.2%	1	2.7%	1	2.7%
3	39	29	74.4%	5	12.8%	4	10.3%	1	2.6%
4	41	31	75.6%	8	19.5%	1	2.4%	1	2.4%
5	33	30	90.9%	3	9.1%	0	0.0%	0	0.0%
6	28	24	85.7%	4	14.3%	0	0.0%	0	0.0%
7	41	26	63.4%	11	26.8%	2	4.9%	2	4.9%
<b>Total</b>	<b>219</b>	<b>169</b>	<b>77.2%</b>	<b>37</b>	<b>16.9%</b>	<b>8</b>	<b>3.7%</b>	<b>5</b>	<b>2.3%</b>



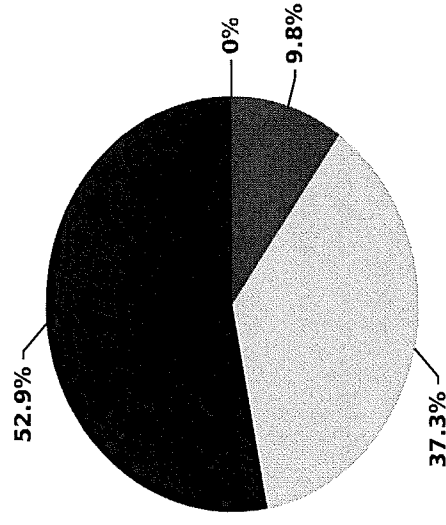
**Math: Math K-12**

MacDowell Preparatory Academy

Projected to: **PSAT** taken in **spring**.

View Linking Study: <https://www.nwea.org/resources/michigan-linking-study/>


Grade	Student Count	Not Proficient Count	Not Proficient Percent	Partially Proficient Count	Partially Proficient Percent	Proficient Count	Proficient Percent	Advanced Count	Advanced Percent
8	51	27	52.9%	19	37.3%	5	9.8%	0	0.0%
<b>Total</b>	<b>51</b>	<b>27</b>	<b>52.9%</b>	<b>19</b>	<b>37.3%</b>	<b>5</b>	<b>9.8%</b>	<b>0</b>	<b>0.0%</b>



Projected to: **SAT** taken in **spring**.

View Linking Study: <https://www.nwea.org/resources/map-growth-college-readiness-benchmarks/>

Grade	Student Count	Not On Track Count	Not On Track Percent	On Track Count	On Track Percent
5	33	33	100.0%	0	0.0%
6	28	28	100.0%	0	0.0%
7	41	38	92.7%	3	7.3%
8	51	49	96.1%	2	3.9%
<b>Total</b>	<b>153</b>	<b>148</b>	<b>96.7%</b>	<b>5</b>	<b>3.3%</b>




**Language Arts: Reading**

**MacDowell Preparatory Academy**

Projected to: ACT College Readiness taken in spring.

View Linking Study: <https://www.nwea.org/resources/map-college-readiness-benchmarks/>

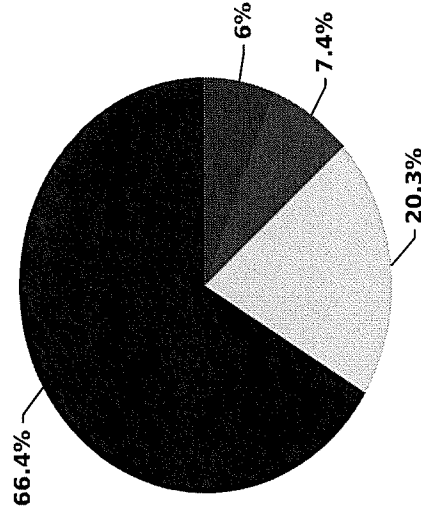
Grade	Student Count		Not On Track		On Track 22		On Track 24	
	Count	Percent	Count	Percent	Count	Percent	Count	Percent
5	32	81.3%	3	9.4%	3	9.4%	3	9.4%
6	29	96.6%	0	0.0%	1	3.4%	1	3.4%
7	40	85.0%	2	5.0%	4	10.0%	4	10.0%
8	49	89.8%	4	8.2%	1	2.0%	1	2.0%
<b>Total</b>	<b>150</b>	<b>88.0%</b>	<b>9</b>	<b>6.0%</b>	<b>9</b>	<b>6.0%</b>	<b>9</b>	<b>6.0%</b>



Projected to: Michigan Student Test of Educational Progress taken in spring.View

Linking Study: <https://www.nwea.org/resources/michigan-linking-study/>

Grade	Student Count		Not Proficient		Partially Proficient		Proficient		Advanced	
	Count	Percent	Count	Percent	Count	Percent	Count	Percent	Count	Percent
2	37	54.1%	12	32.4%	2	5.4%	3	8.1%	3	8.1%
3	40	75.0%	3	7.5%	4	10.0%	3	7.5%	3	7.5%
4	39	84.6%	2	5.1%	2	5.1%	2	5.1%	2	5.1%
5	32	71.9%	3	9.4%	5	15.6%	1	3.1%	1	3.1%
6	29	65.5%	9	31.0%	0	0.0%	1	3.4%	1	3.4%
7	40	47.5%	15	37.5%	3	7.5%	3	7.5%	3	7.5%
<b>Total</b>	<b>217</b>	<b>66.4%</b>	<b>44</b>	<b>20.3%</b>	<b>16</b>	<b>7.4%</b>	<b>13</b>	<b>6.0%</b>	<b>13</b>	<b>6.0%</b>



**map**™ Projected Proficiency Summary Report  
 GROWTH Language Arts: Reading  
 Aggregate by School by Grade

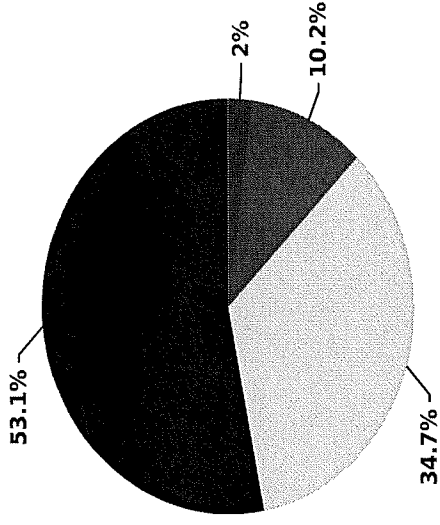
Term Tested: Spring 2020-2021  
 District: MacDowell  
 Grouping: None  
 Weeks of Instruction: 32 (Spring 2021)

MacDowell Preparatory Academy

Projected to: **PSAT** taken in **spring**.

View Linking Study: <https://www.nwea.org/resources/michigan-linking-study/>


Grade	Student Count	Not Proficient		Partially Proficient		Proficient		Advanced	
		Count	Percent	Count	Percent	Count	Percent	Count	Percent
8	49	26	53.1%	17	34.7%	5	10.2%	1	2.0%
<b>Total</b>	<b>49</b>	<b>26</b>	<b>53.1%</b>	<b>17</b>	<b>34.7%</b>	<b>5</b>	<b>10.2%</b>	<b>1</b>	<b>2.0%</b>



Projected to: **SAT** taken in **spring**.

View Linking Study: <https://www.nwea.org/resources/map-growth-college-readiness-benchmarks/>

Grade	Student Count	Not On Track		On Track	
		Count	Percent	Count	Percent
5	32	25	78.1%	7	21.9%
6	29	24	82.8%	5	17.2%
7	40	28	70.0%	12	30.0%
8	49	40	81.6%	9	18.4%
<b>Total</b>	<b>150</b>	<b>117</b>	<b>78.0%</b>	<b>33</b>	<b>22.0%</b>



**6. IDENTIFY THE NUMBER AND PERCENT OF STUDENTS REPRESENTED BY PARENTS AT PARENT-TEACHER CONFERENCES**

**2019-2020:** 169 Parents - 54%

**2020-2021:** 157 Parents - 46%

We believe that student success requires the participation and involvement of all stakeholders, but especially teachers, parents and guardians. In this regard, we look forward to the coming school year and our continued efforts at providing the highest quality-learning environment for our students, in partnership with all of you.

Sincerely,

MPA Leadership Team

Brandy Croce,  
Interim Principal/Assistant Principal

